

IMPACT SURVEY

PERCEPTIONS OF SECURITY AND TRUST IN POLICE IN IRAQ

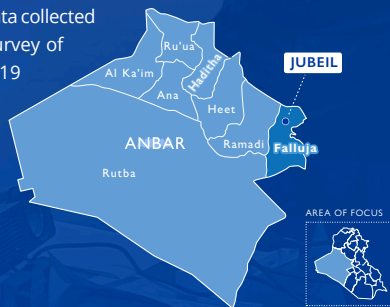
Jubeil, Anbar

ABOUT THE PROJECT

IOM Iraq has partnered with Yale Law School's Center for Global Legal Challenges to study the effects of IOM's Community Policing Program, aimed at improving safety and security by building trust and cooperation between Iraqi civilians and law enforcement institutions. This study includes two waves of a door-to-door household survey conducted before and after the implementation of the Community Policing Program in three communities: Baradiyah (Basra governorate), Hamdaniyah (Ninewa), and Jubeil (Anbar). The baseline survey of 911 respondents was conducted in July 2019 and the endline survey of 903 respondents was conducted in December 2019.

METHODOLOGY

This infographic is based on data collected in Jubeil from the baseline survey of 301 respondents in July 2019 before the implementation of IOM's Community Policing Program and 302 respondents in the endline survey in December 2019, after the implementation of the program.



DEMOGRAPHICS OF SURVEY SAMPLE

	BASELINE Before CP	ENDLINE After CP
Respondents	301	302
Female	45%	32%
Male	55%	68%
Sunni Arab	99%	100%
Average Age	39	37
Unemployment Rate	34%	26%

Before CP: Before the implementation of the Community Policy Program (Jul–Aug 2019)
After CP: After the implementation of the Community Policy Program (Dec 2019)

PERCEPTIONS OF SECURITY

perceived the community as **very safe**



said their family's security situation **had improved** over the last year



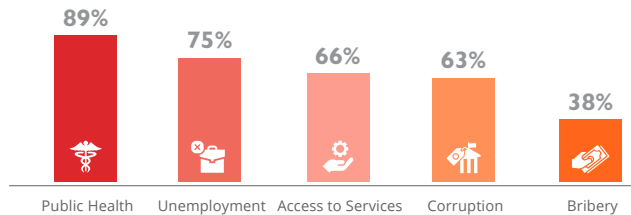
Before CP After CP

expected the **level of violence** in the community to **increase** in the next year



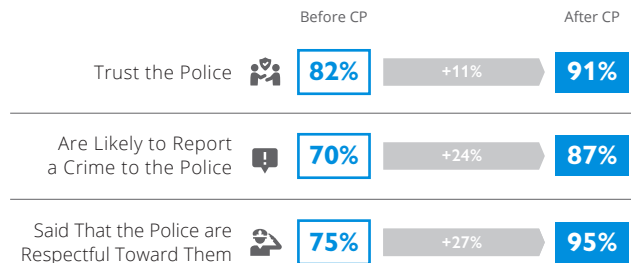
Before CP After CP

TOP COMMUNITY CONCERNS*




* Participants who indicated "very concerned" (After CP)

POLICE TRUST, COOPERATION, AND RESPECT




EFFECTIVENESS OF LOCAL POLICE

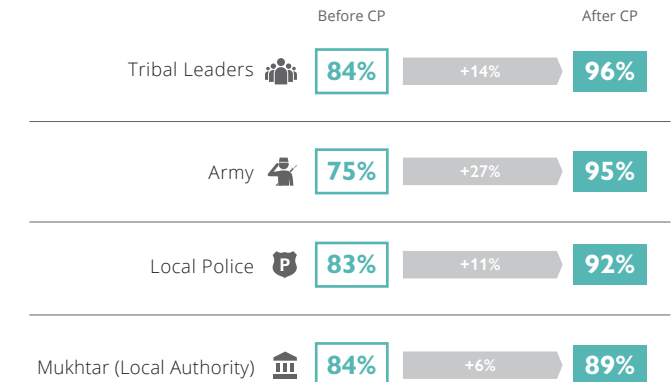
In Fighting Crime:



In Maintaining Security:

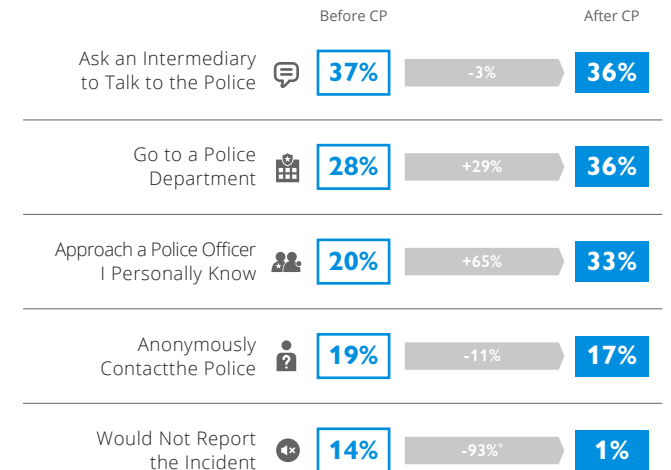


ACTORS PERCEIVED AS HAVING A POSITIVE IMPACT ON SECURITY*



* Actors most consistently present in the community

PREFERRED WAYS OF APPROACHING POLICE TO REPORT PROBLEMS



* Denotes a percentage increase or decrease between the baseline survey (July-August 2019) and the endline survey (December 2019)